



HEERF Presentation

Santa Barbara City College

November 8, 2021

Overview of Higher Education Emergency Relief Fund (HEERF)





"No, Jerry, it *doesn't* look good."

Funding

- **Purpose of Funding:** Mitigate the impact of “uncertainty and ripple effect of the coronavirus (COVID-19) on institutions of higher education, staff faculty, students, and parents
- **Grant Fundings**

	HEERF I	HEERF II	HEERF III	Total
Award Date:	March 27th, 2020	December 27th, 2020	May 11th, 2021	
Funded Groups				
Institutional	\$ 2,883,714	\$ 8,906,561	\$ 10,114,376	\$ 21,904,651
Minority Serving Institutions (MSI)	\$ 387,524	\$ 672,309	\$ 1,148,380	\$ 2,208,213
Students	\$ 2,883,714	\$ 2,883,714	\$ 10,591,011	\$ 16,358,439
Total Funding	\$ 6,154,952	\$ 12,462,584	\$ 21,853,767	\$ 40,471,303

Note: Schools have one year from the date their most recent grant obligation was processed by ED to spend all of their HEERF funds, including funds from prior rounds of funding from HEERF I and HEERF II, which was on May 11, 2021.

Spending Requirements

- Providing additional emergency financial aid grants to students.
- Providing reimbursements for tuition, housing, room and board, or other fee refunds.
- Providing tuition discounts.
- Covering the cost of providing additional technology hardware to students, such as laptops or tablets, or covering the added cost of technology fees.
- Providing or subsidizing the costs of high-speed internet to students or faculty to transition to an online environment.
- Subsidizing off-campus housing costs due to dormitory closures.
- Subsidizing food service to reduce density in eating facilities.
- Costs related to operating additional class sections to enable social distancing, such as those for hiring more instructors and increasing campus hours of operations.

Spending Requirements (Cont'd)

- Campus safety and operations.
- Purchasing, leasing, or renting additional instructional equipment and supplies (such as laboratory equipment or computers) to reduce the number of students sharing equipment or supplies during a class period and to provide time for disinfection between uses.
- Replacing lost revenue from academic sources.
- Replacing lost revenue from auxiliary services sources (i.e., cancelled ancillary events; disruption of food service, dorms, childcare, or other facilities; cancellation of use of campus venues by other organizations, lost parking revenue, etc.).
- Purchasing faculty and staff training in online instruction; or paying additional funds to staff who are providing training in addition to their regular job responsibilities.
- Purchasing, leasing, or renting additional equipment or software to enable distance learning, or upgrading campus wi-fi access or extending open networks to parking lots or public spaces, etc.
- Other

Resources


- Link to HEERF Award Information
<https://www2.ed.gov/programs/heerf/index.html>

The screenshot shows the U.S. Department of Education website. At the top, there is a navigation bar with 'Student Loans', 'Grants', 'Laws', and 'Data'. Below this is a search bar and a section for the 'Higher Education Emergency Relief Fund'. A blue sidebar menu lists categories: Purpose, Eligibility, Applicant Info, Awards, Performance, Funding Status, Laws, Regs, & Guidance, Resources, FAQs, and Contacts. The main content area is titled 'Purpose' and contains text about Coronavirus (COVID-19) Emergency Grants for Postsecondary Education, including information for CARES (HEERF I), CRRSAA (HEERF II), and ARP (HEERF III) Grant Recipients. It also mentions that the Office of Postsecondary Education (OPE) understands the uncertainty and ripple effect of the coronavirus (COVID-19) on institutions of higher education.

- Link to US of Ed Spending Dashboard
<https://covid-relief-data.ed.gov/profile/entity/079632592>


The screenshot shows the Education Stabilization Fund dashboard for Santa Barbara Community College District. It features a header with the U.S. Department of Education logo and the title 'Education Stabilization Fund'. Below the header, it identifies the entity as 'SANTA BARBARA COMMUNITY COLLEGE DISTRICT' and provides its address: '721 CLIFF DR, SANTA BARBARA, CA' and website 'https://www.sbccc.edu'. The main section is titled 'Higher Education Emergency Relief (HEER) Fund' and displays two key metrics: '\$40,471,303 Total HEER funds awarded' and '\$11,248,024 Total HEER funds spent'. A table breaks down the awarded funds into Student Portion (\$16,350,430.00), Institutional Portion (\$21,904,651.00), and Minority Serving Institutions (MSIs) (\$2,208,213.00). Another table shows the spent funds: Student Portion (\$6,039,104.00), Institutional Portion (\$4,921,396.06), and MSIs (\$387,524.00). A gauge chart indicates that 27.8% of total awarded funds have been spent. A note at the bottom states 'Spending data as reported through August 31, 2021' and 'Includes awards under CARES, CRRSAA, and ARP'.

HEERF Spending Update



© MARK ANDERSON

WWW.ANDERTOONS.COM



"And here's where we ran out of purchase orders."

Website Links

- Links
 - HEERF Required Reporting
 - Link: https://www.sbccc.edu/financialaid/federal_cares_act_emergency_grants.php
 - Reported Quarterly
 - Annual Report Used to Update Department of Education Dashboard
 - HEERF Funding and Spending Information
 - Links: <https://www.sbccc.edu/fiscalservices/heerf.php>
 - General HEERF Information
 - Funding Decisions for HEERF I, II and III
 - Budgeting and Spending Reports
 - Accounting & Purchasing Helpdesk - <https://www.sbccc.edu/fiscalservices/trainingandresources.php>

Student Portion

HEERF I - Students (749700)

	Actuals 2019-20	Actuals 2020-21
Funding	2,883,714	311,246
Transfer from HEERF I Institutional		
Revenues	2,883,714	311,246
Expense Categories		
Emergency Financial Aid	2,005,000	1,189,960
Total Expenses	2,005,000	1,189,960
Fund Balance		-

HEERF II - Students (12278)

	Actuals 2020-21	Budget 2021-22
Funding	2,883,714	
Transfer from HEERF II Institutional	202,676	98,104
Revenues	3,086,390	98,104
Expense Categories		
Emergency Financial Aid	3,086,390	98,104
Total Expenses	3,086,390	98,104
Ending Balance		-

HEERF III - Students (12280)

	Budget 2021-22
Award	10,591,011
Revenues	10,591,011
Expense Categories	
Emergency Financial Aid	10,591,011
Total Expenses	10,591,011
Ending Balance	-



"I understand where you're coming from, but I don't think the government will recognize your brother-in-law as a charity."

Institutional Portion – HEERF I

HEERF I - Institutional (12272)

	Actuals 2019-20	Actuals 2020-21	Actuals 2021-22
Award	2,883,714		
Transfer from Other Funds		-	-
Revenues	2,883,714	-	-
Expense Categories			
Emergency Financial Aid		156,100	
Reimbursements		1,260	
Technology Hardware - Students		49,117	
Instructional Equipment & Supplies		25,599	
Lost Revenue - Restricted		88,754	
Lost Revenue for Mar-June 2020 **		323,730	
Equipment or Software		613,922	15,459
Campus Safety and Operations		359,114	
Other		751,414	27,473
Transfer to HEERF I Student		311,246	
HEPA Air Purifiers		160,527	
Total Expenses	-	2,840,782	42,932
Fund Balance			-

HEERF I - Minority Serving Institution (12275)

	Actuals 2019-20	Actuals 2020-21
Funding	387,524	
Transfer from Other Funds		
Revenues	387,524	-
Expense Categories		
Lost Revenue		387,524
Total Expenses	-	387,524
Fund Balance	Lost revenue	-

Institutional Portion – HEERF II

HEERF II - Institutional (12276)

UGF COVID Mitigation (11002)

HEERF II - Minority Serving Institution (12277)

	Actuals 2020-21	Budget 2021-22		Actuals 2020-21	Budget 2021-22		Actuals 2020-21	Budget 2021-22
Award	8,906,561		Lost Revenues for International Tuition	4,653,003		Award	672,309	
Transfer from Other Funds			Lost Revenues for Out-of-state Tuition	1,440,000		Transfer from Other Funds		
			Lost Revenues for Cosmo, Theatre & Music	11,613				
Revenues	8,906,561	-	Revenues	6,104,616	-	Revenues	672,309	-
Expense Categories			Expense Categories			Expense Categories		
Emergency Financial Aid	-		Emergency Financial Aid	1,030,000		TBD	-	
Technology Hardware - Students	14,120		Technology Hardware - Students	1,800				
Instructional Equipment & Supplies	46,035		Instructional Equipment & Supplies	47,517				
Equipment or Software	31,490		Equipment or Software	685,514				
Campus Safety and Operations	49,085		Campus Safety and Operations	979,301				
HEPA Air Purifiers	59,705		Other	462,930				
HVAC Repairs	31,146		HEPA Air Purifiers	176,673				
COVID Testing & Response	7,000		HVAC Repairs	458,935				
Transfer to HEERF II Student	202,676	98,104	COVID Response Team	500,000				
Lost Revenues to Unrestrictd General	6,104,616		\$100 Vaccination Card Incentive	820,000				
Lost Revenues - Restricted	1,852,980		Hotspot Monthly Service Fees	350,000				
Other	70,468	339,135	Check-in Tables & Monitors	250,000				
			Other	54,251				
Total Expenses	8,469,322	437,239	Total Expenses	-	5,816,921	Total Expenses	-	-
Fund Balance		- a	Ending Balance		287,695 a	Ending Balance		672,309

a. 338k of expenses in FY20-21 were transferred from fund 11002 to fund 12276.

Lost revenue


Institutional Portion – HEERF III

<i>HEERF III - Institutional (12279)</i>	Budget 2021-22	<i>HEERF III - Minority Serving Institution (12281)</i>	Budget 2021-22
Award	10,114,376	Award	1,148,380
		Transfer from Other Funds	
Revenues	10,114,376	Revenues	1,148,380
Expense Categories		Expense Categories	
Lost Revenues to Unrestrictd General Fund	6,000,000	TBD	
Lost Revenues - Restricted	2,000,000		
BRAC Projects Proposals	601,000		
\$40/day incentive	1,250,000		
\$2,500 incentive	250,000		
Total Expenses	10,101,000	Total Expenses	-
Fund Balance	13,376	Ending Balance	1,148,380

Summary of Lost Revenue

	FY19-20 Actuals	FY20-21 Actuals	FY21-22 Projection	Total
Lost Revenues				
Unrestricted General Fund (11000)				
International & Out-of-State Tuition		6,055,303	5,950,000	12,005,303
Cosmetology		49,313	50,000	99,313
Total Unrestricted General Fund (11000)	-	6,104,616	6,000,000	12,104,616
Restricted Funds				
Campus Store (51000)	77,279	601,103	505,000	1,183,382
Food Services (32000)	246,451	900,000	850,000	1,996,451
Child Care (33000)		36,452	35,000	71,452
Parking Fund (12200)		450,000	450,000	900,000
SEL Fees (59000)		104,952	75,000	179,952
Music (799104)		24,664	15,000	39,664
Athletics (799201)		44,620	20,000	64,620
Theatre (799414)		167,467	50,000	217,467
Total Restricted Funds	323,730	2,329,258	2,000,000	4,652,988
Total Lost Revenue	323,730	8,433,874	8,000,000	16,757,604
Funding Source				
HEERF I - Institutional (12272)	323,730	88,754		412,484
HEERF I - Minority Serving Institution (12275)		387,524		387,524
HEERF II - Institutional (12276)		7,957,596		7,957,596
HEERF III - Institutional (12279)			8,000,000	8,000,000
Total Funding	323,730	8,433,874	8,000,000	16,757,604
Fund Balance	-	-	-	-

Lost revenue



"I can make it bounce, I can make it spin...
But you understand that it doesn't change
the numbers, right?"

Questions?

